

# GYPSUM

469-24-VB

Letting the beauty of the alabaster shine, this distinctive sconce emits a warm, milky glow. The natural stone panels have been thoughtfully cut to accommodate smaller spaces, making them an ideal choice for hallways and bathrooms. Concealed within the fixture is an energy-efficient LED, ensuring hours of luminous and efficient lighting.

\*Due to the one-of-a-kind nature of the medium, exact colors and patterns may vary slightly from the image shown.

## FINISHES

### VINTAGE BRASS

Coastal Suitable Finish (EPM): No

## DIMENSIONS

Height: 24"

Width/Diameter: 5"

Canopy/Backplate: 4"

Product Weight: 17.16lb

Extension: 3.25"

Canopy/Backplate Shape: Rectangle

Sloped Ceiling Compatible: No

Living Finish: No

Uplight Only: No

## Shade

Shade 1: Alabaster

Shade 1 Top Length: 23.25"

Shade 1 Top Width: 5"

Shade 1 Height: 3.25"



## ELECTRICAL



### Bulb 1

Bulb Included: N/A

Socket: Integrated LED

Max Wattage: 15

Bulb Quantity: 1

Bulb Included: No

Dimmer Type: ELV, TRIAC

Gem Box Required (2"x3"): No

Dark Sky: No

CRI: 90

Color Temp.: 2700k

Lumens: 900

Title 24: No

Field Serviceable: Yes

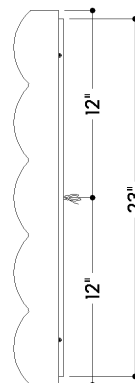
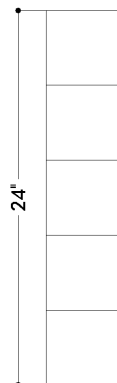
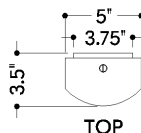
## SHIPPING

Carton 1: 29" x 10" x 10"

Carton 1 Weight: 20lb

Shipping Method: Ground

Country of Origin: CN



HUDSON VALLEY  
LIGHTING GROUP

| [hvlgroup.com](http://hvlgroup.com) | 1.800.814.3993

REVISED 3.11.2022