

# LINUS

484-45-VB

Elements of repetition and scale are skillfully balanced in the Linus chandelier to create a striking visual impact. Finished in Vintage Brass, the concentric rings that form the framework support a series of globes. Marked by a unique, crackled effect, the antique quality of the White Luna glass adds an air of artistry. What sets this family apart is its versatility: despite the five distinct options, only three rings are used to create an array of configurations.

## FINISHES

### VINTAGE BRASS

Coastal Suitable Finish (EPM): No

## DIMENSIONS

Height: 3"

Width/Diameter: 45.25"

Minimum Height: 25"

Maximum Height: 142"

Canopy/Backplate: 7.25"

Hanging Type: 144" Aircraft Cable

Product Weight: 23.19lb

Canopy/Backplate Shape: Round

Sloped Ceiling Compatible: No

Living Finish: Yes

Uplight Only: No

## Shade

Shade 1: Glass

Shade 1 Finish: White Luna

Shade 1 Top Width: 3"

Shade 1 Height: 2.5"

## ELECTRICAL



### Bulb 1

Bulb Included: N/A

Socket: Integrated LED

Max Wattage: 47

Bulb Quantity: 24

Bulb Included: Yes

Cord Type: SPT-1 SILVER W/ TINNED GROUND WIRE

Dimmer Type: ELV, TRIAC, 0-10 VOLT

Gem Box Required (2"x3"): No

Dark Sky: No

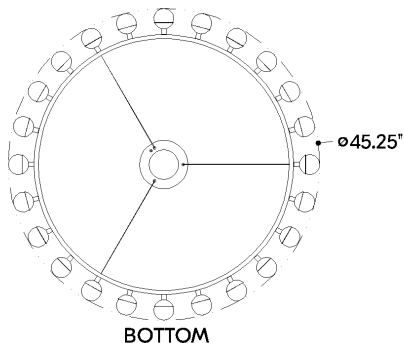
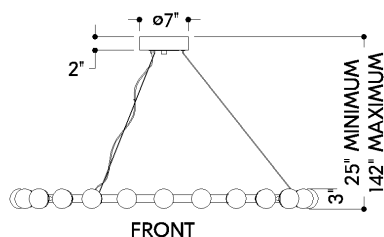

CRI: 90

Color Temp.: 2700k

Lumens: 2425

Title 24: No

Field Serviceable: No



## SHIPPING

Carton 1: 43" x 43" x 6"

Carton 1 Weight: 34lb

Shipping Method: Truck Only

Country of Origin: CN

HUDSON VALLEY  
LIGHTING GROUP

| [hvlgroup.com](http://hvlgroup.com) | 1.800.814.3993

REVISED 3.11.2022